



Brasmar
GROUP



About the Group

[Timeline](#)

[Key Indicators](#)

Industrial Strength

[Portugal](#)

[Spain](#)

[Norway](#)

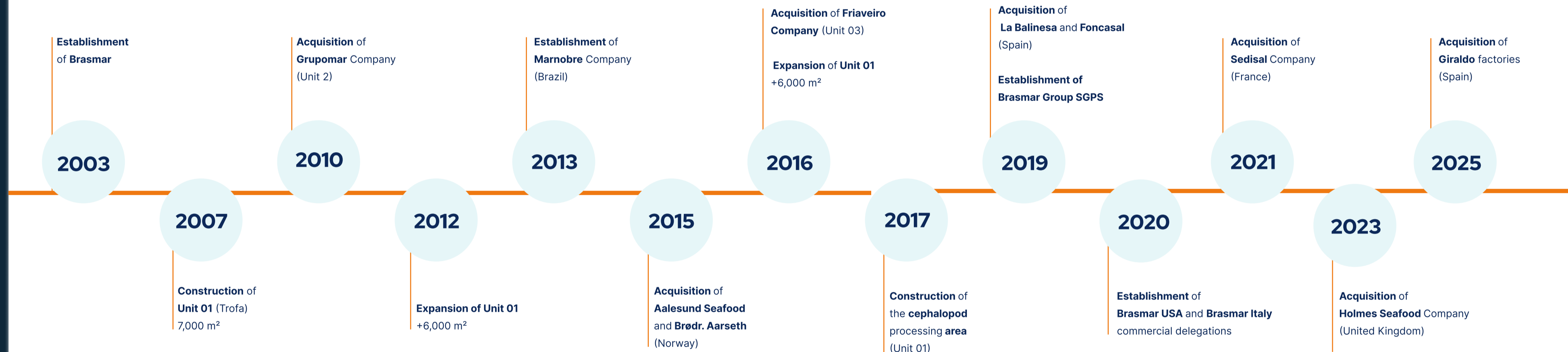
[Global Map](#)

Portfólio

[Core Business](#)

[Global Offer](#)

[Other Segments](#)



About the Group

Timeline

Key Indicators

Industrial Strength

Portugal

Spain

Norway

Global Map


Portfólio

Core Business

Global Offer

Other Segments

SALES VOLUME



€382 million

consolidated in 2025

COMMERCIAL DELEGATIONS




12



Leader

in the Portuguese market
TOP 5 Iberian Peninsula
in the sector

BUILT AREA



+70.000 m²

8 Industrial Units

EMPLOYEES



+1400





- About the Group
- Timeline
- Key Indicators

Industrial Strength

- Portugal
- Spain
- Norway
- Global Map
- Portfólio
- Core Business
- Global Offer
- Other Segments

BRASMAR

UN 01

Headquarters

Trofa



Frozen Cod, Octopus, Seafood & General Fish



2.200 tons/month *

UN 02

V.N.Famalicão



Dried Salted and Wet Salted Cod



150 tons/month *

UN 03

Gafanha da Nazaré



Salted, Dried, and Frozen Desalted Cod



500 tons/month *

* Production Capacity



- About the Group
- Timeline
- Key Indicators

Industrial Strength

- Portugal
- Spain
- Norway
- Global Map

- Portfólio
- Core Business
- Global Offer
- Other Segments

LA BALINESA

León



Smoked Products & Chilled Carpaccios



500 tons/month *

FONCASAL

Logroño



Cooked Cephalopods & Seafood Mix



350 tons/month *

* Production Capacity



About the Group

Timeline

Key Indicators

Industrial Strength

Portugal

Spain

Norway

Global Map

Portfólio

Core Business

Global Offer

Other Segments

BRAESP Álava



Refrigerated Desalted Cod



Ready-to-eat meals



350 tons/month *



500 tons/month *

* Production Capacity



About the Group

Timeline

Key Indicators

Industrial Strength

Portugal

Spain

Norway

Global Map

Portfólio

Core Business

Global Offer

Other Segments

BRØDR AARSETH

Ellingsoy



Wet and Dried Salted Cod



650 tons/month *

* Production Capacity



Global Presence

BRASMAR in the world

Exports to over 43 countries
12 Commercial Delegations

About the Group

Timeline

Key Indicators

Industrial Strength

Portugal

Spain

Norway

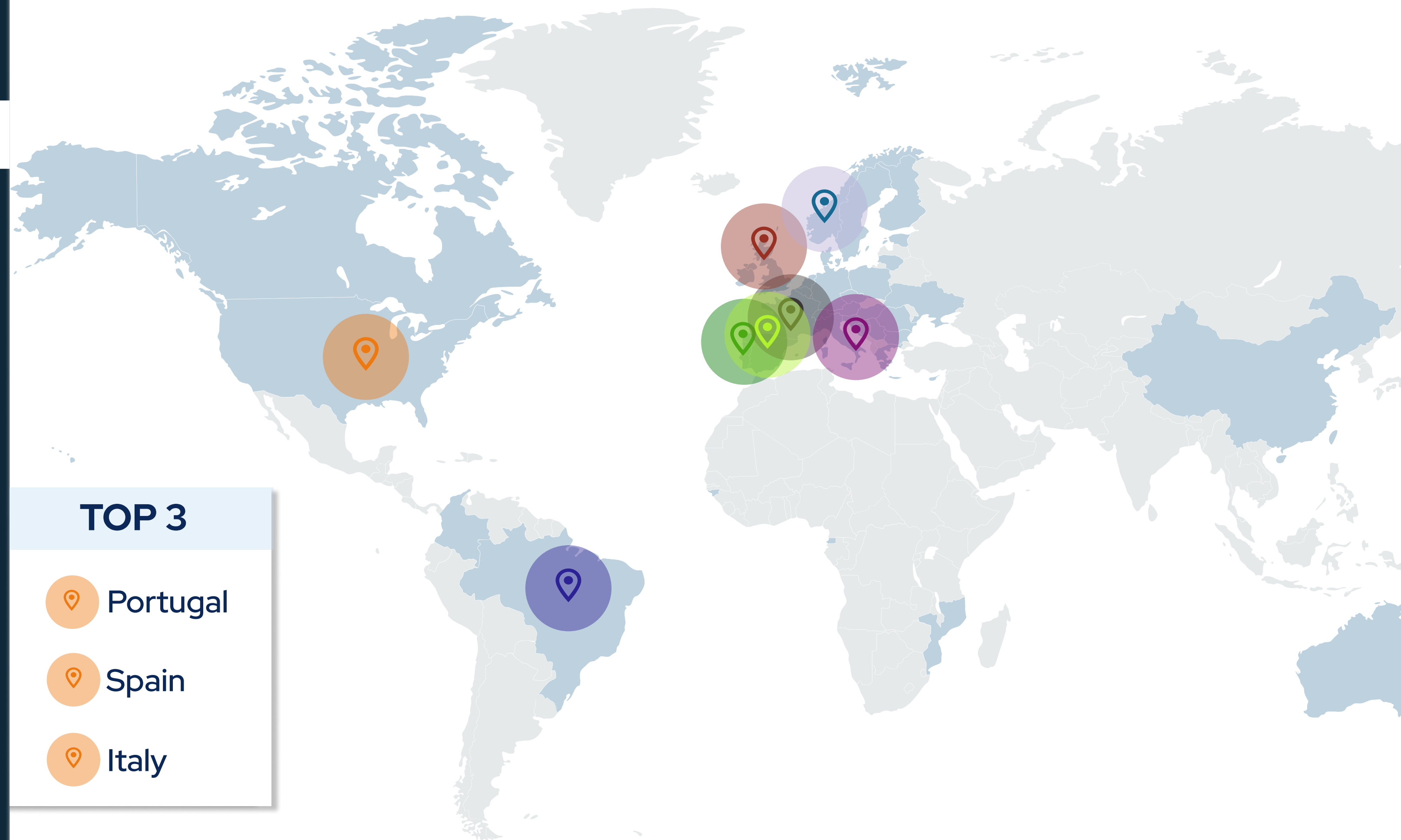
Global Map

Portfólio

Core Business

Global Offer

Other Segments



TOP 3

 Portugal

 Spain

 Italy

Commercial Offices

 **PORTUGAL**
Trofa
Vila Nova Famalicão

 **SPAIN**
Vigo
Madrid
Logroño
Vitória

 **FRANCE**
Saint Jean de Luz

 **ITALY**
Novara

 **U.K.**
London

 **NORWAY**
Aalesund

 **EUA**
Miami

 **BRASIL**
São Paulo

Core Business

The Brasmar Group is structured around four pillars:

Codfish



Cephalopods



Seafood



General Fish



📖 About the Group

📖 Timeline

📖 Key Indicators

📖 Industrial Strength

📖 Portugal

📖 Spain

📖 Norway

📖 Global Map

📖 **Portfólio**

📖 Core Business

📖 Global Offer

📖 Other Segments

Portfolio

We offer a wide range of fish species, in different formats and types of presentation.



148
active species



+ 4.000
references



Production tailored to the needs of **each customer and market.**

About the Group

Timeline

Key Indicators

Industrial Strength

Portugal

Spain

Norway

Global Map

Portfólio

Core Business

Global Offer

Other Segments

Brands

We offer a diverse portfolio of frozen, chilled, and salted seafood brands.

About the Group

Timeline

Key Indicators

Industrial Strength

Portugal

Spain

Norway

Global Map

Portfólio

Core Business

Global Offer

Other Segments



AMARRAS



ROYALSEA



ARGU'S
the essence of seafood



Grupomar



HÖLMES
THE FROZEN SEAFOOD SPECIALISTS





PASSION FOR SEAFOOD

